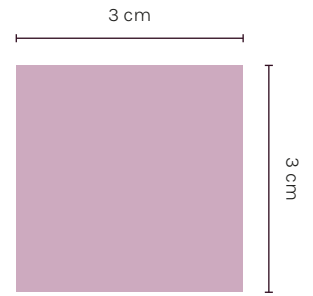


## PRINTING INSTRUCTIONS

Before you print this page, make sure that the option for scaling in your display settings is disabled.

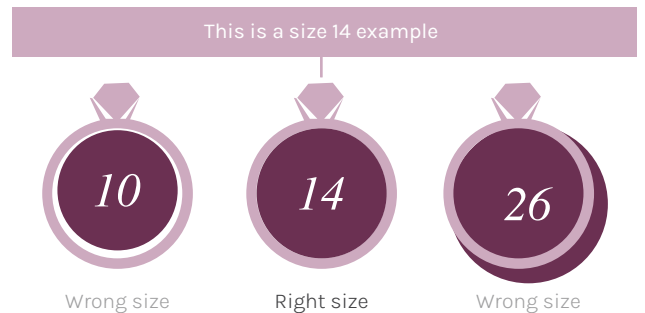
After you print this page, use a ruler to measure the square on the right to verify that your ruler measurement and the printed measurement are the same (3 cm x 3 cm).




## HOW DO YOU FIND YOUR RING SIZE

If you already own a ring that fits your finger well, place it on the chart below, matching the outer edges of the circles with the inside edge of your ring.

Since the difference between two consecutive sizes is very small, we would recommend choosing the larger size.



## SIZES



Still not sure what size to purchase? Email us at [hola@mumit.com](mailto:hola@mumit.com), we'll be happy to help.